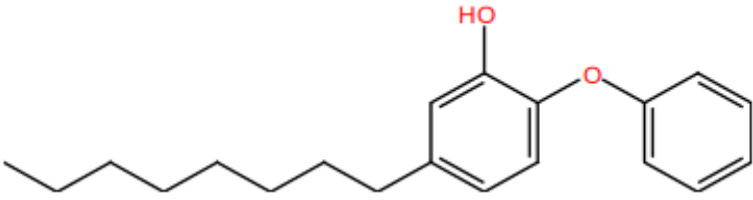
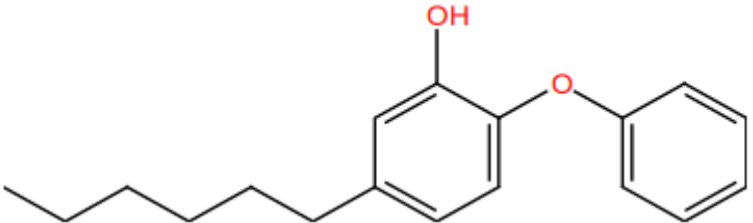
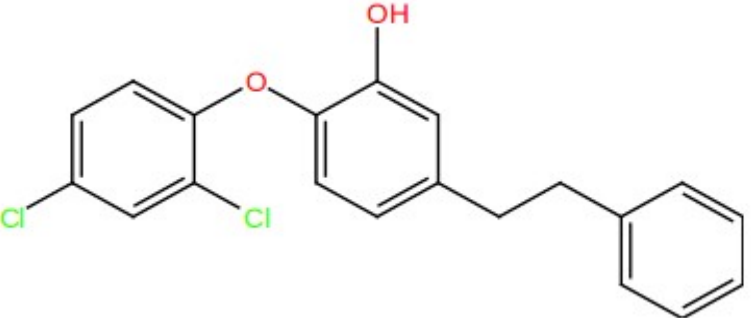
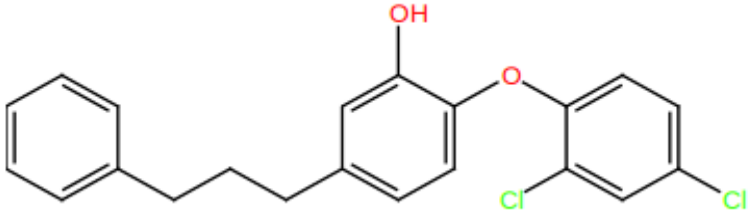
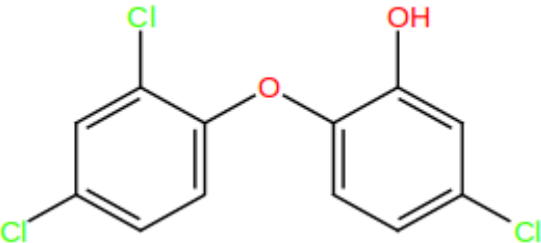
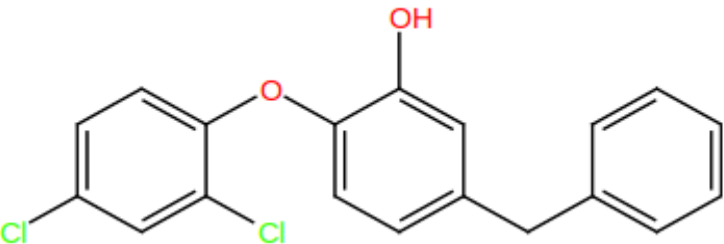
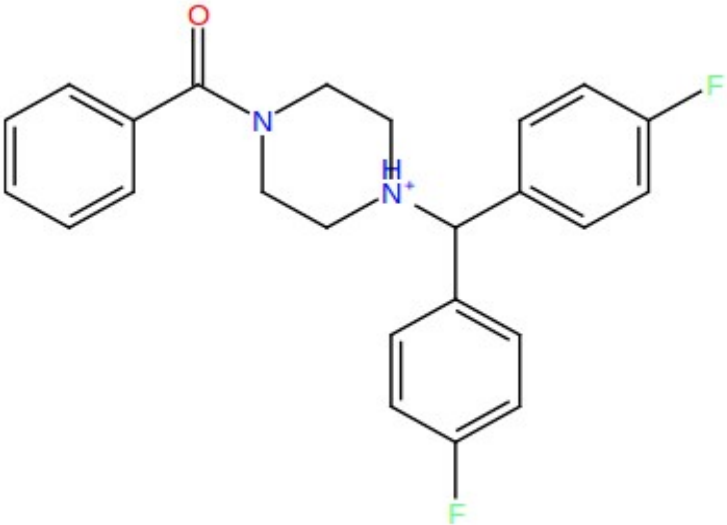
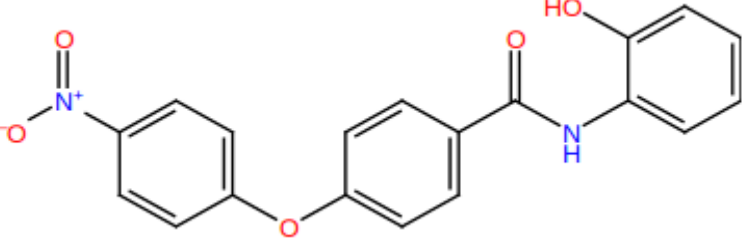
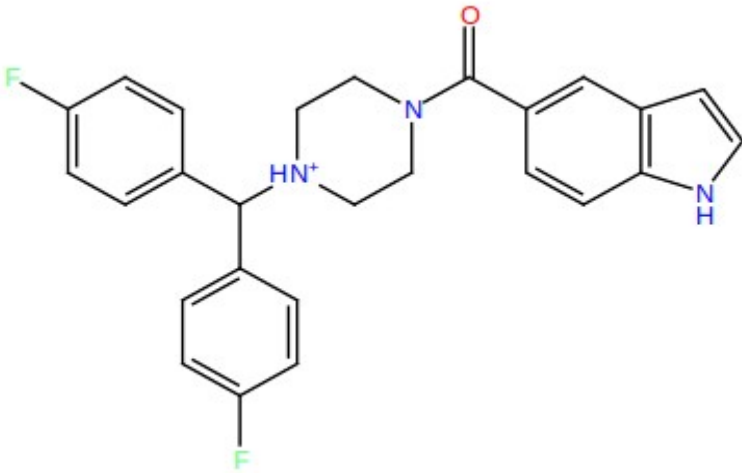
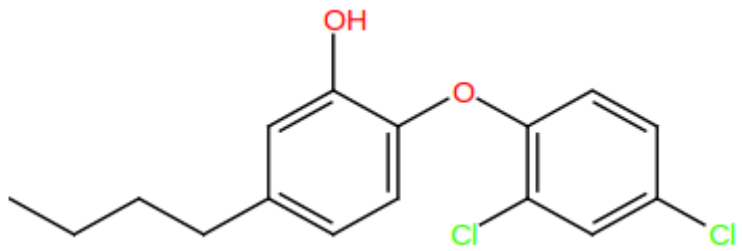
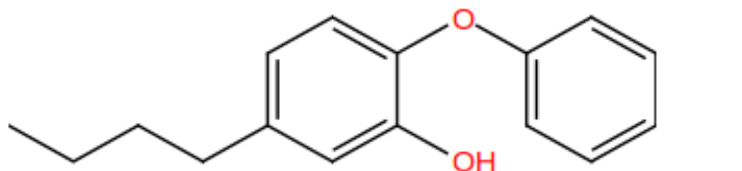


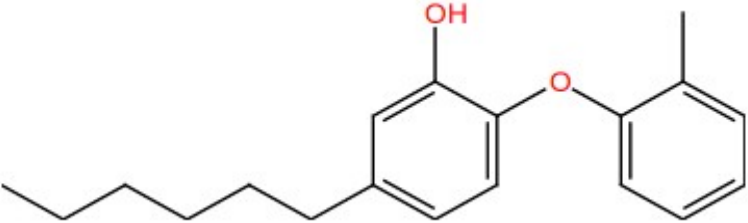
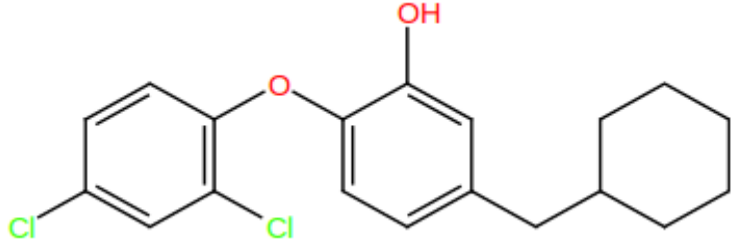
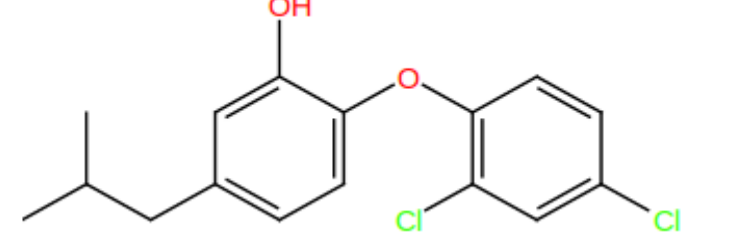
Supplement S2. MycPermCheck output for evaluation dataset of 19 InhA inhibitors and 21 impermeable compounds (sorted by probability), including an illustration of the compound structure. The coloring of the output values is assigned as described in the paper. For reasons of clarity only the represented isomeric form was considered by MycPermCheck in this table.

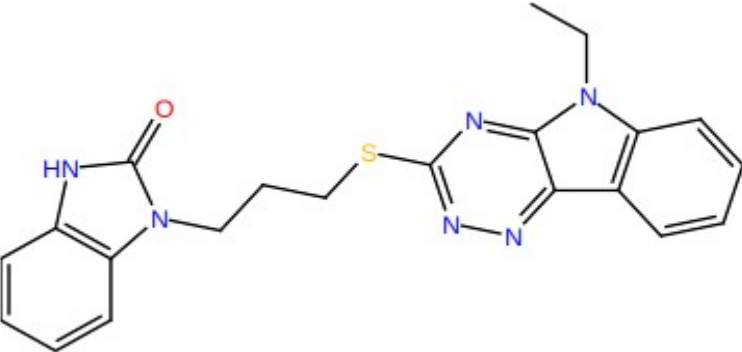
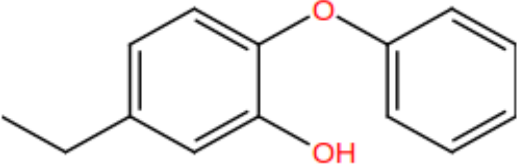
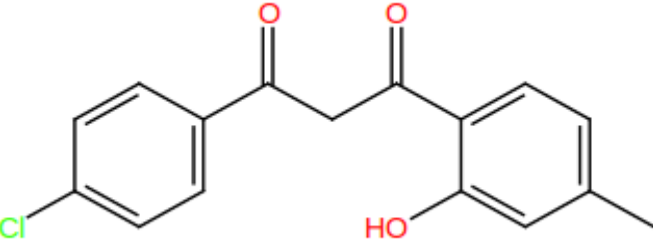
ID	Name	Structure	Prob.	FOSA	logP	PISA	accptHB	glob
P1	8PP [1]		1.000	325.953	5.951	297.640	1.25	0.794
P2	6PP [1]		1.000	260.549	5.175	297.639	1.25	0.817
P3	Compound 25 [2]		1.000	60.032	6.280	403.631	1.25	0.826

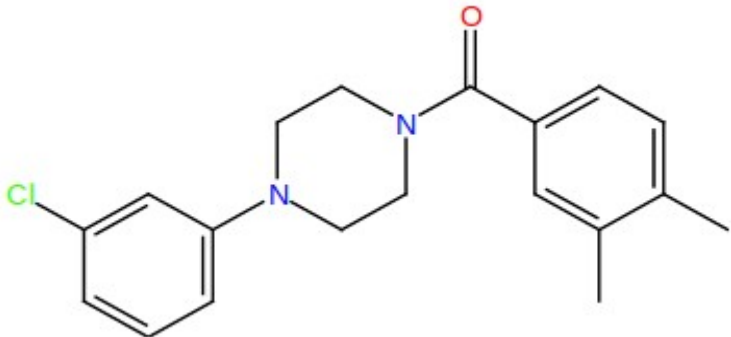
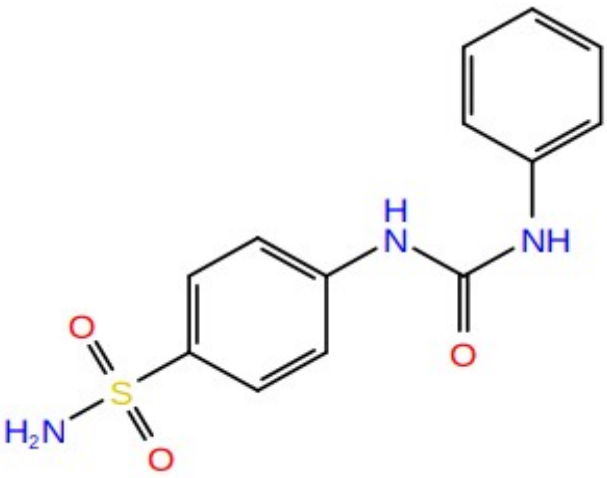
P4	Compound 26 [2]		1.000	90.908	6.676	407.062	1.25	0.812
P5	Triclosan [1]		1.000	0.000	4.738	225.618	1.25	0.898
P6	Compound 24 [2]		1.000	39.574	5.839	386.663	1.25	0.843

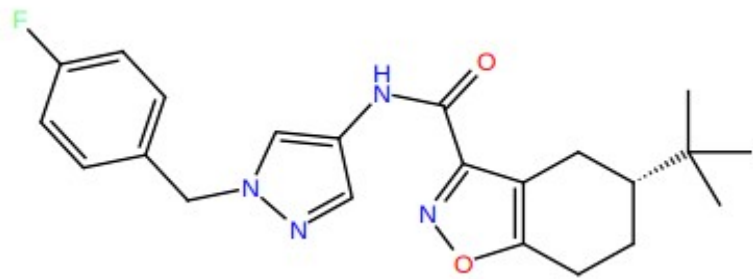
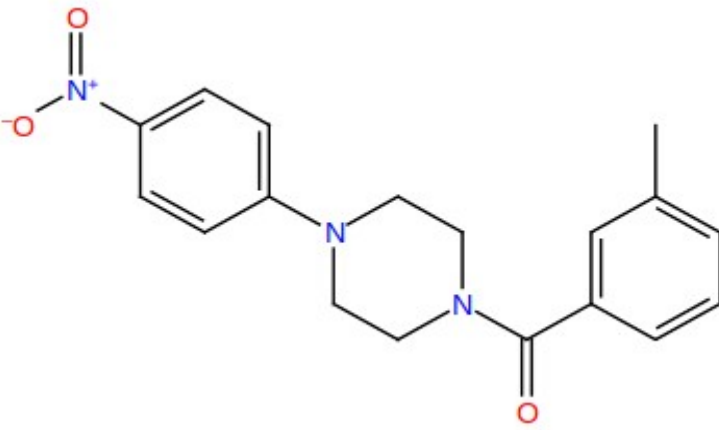
P7	compound p6 [3]		1.000	110.246	5.088	450.071	5.00	0.811
P8	VH07 [4]		1.000	0.000	3.180	451.793	4.75	0.812

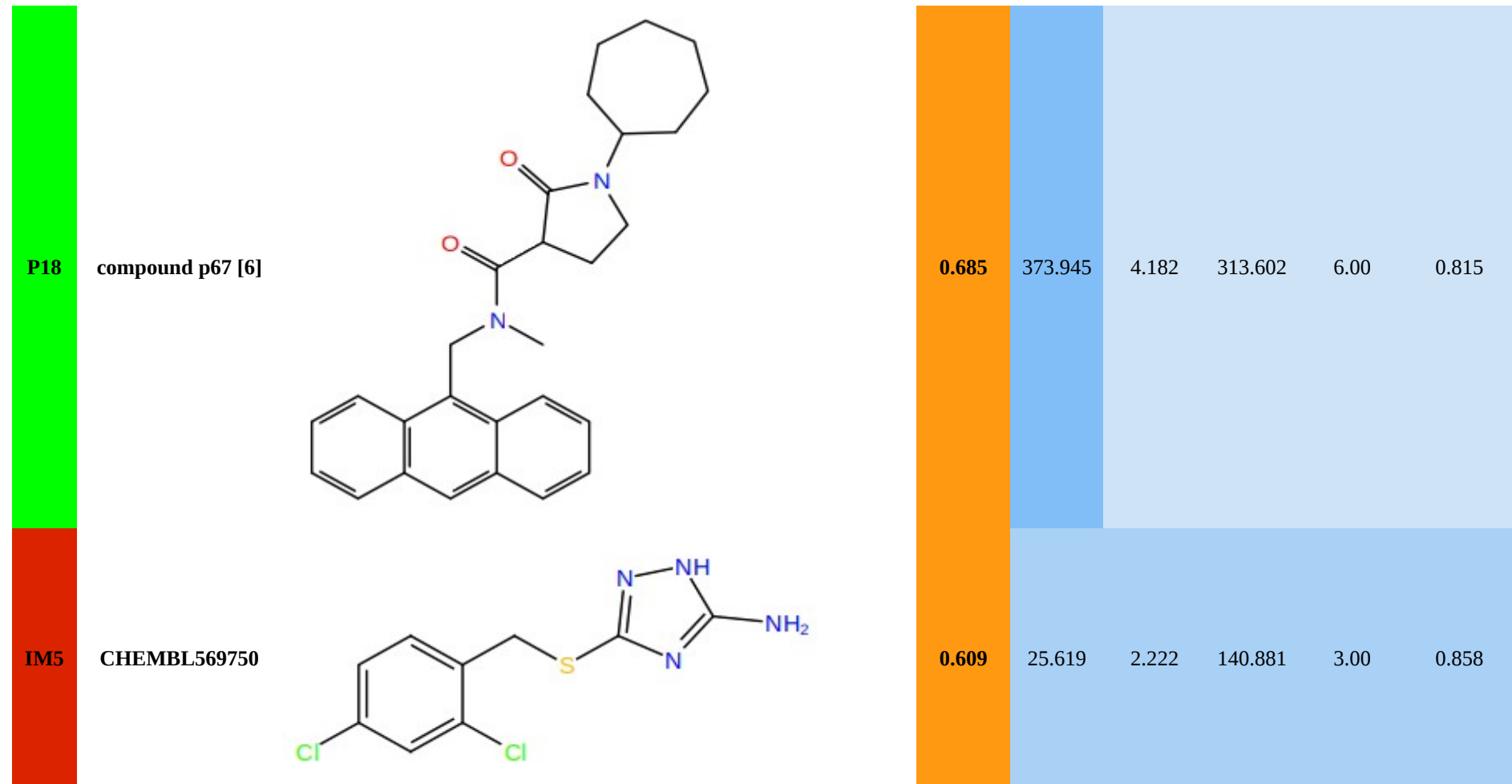
P9	compound p4 [3]		1.000	102.783	5.415	460.502	5.00	0.807
P10	Compound 10 [2]		0.999	195.669	5.383	206.906	1.25	0.827
P11	4PP [1]		0.999	195.624	4.402	297.640	1.25	0.843

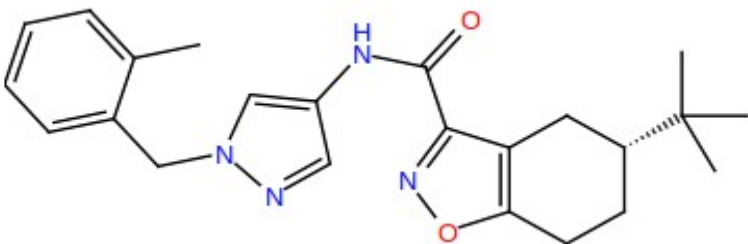
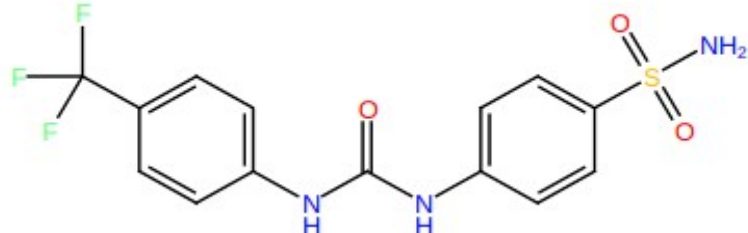
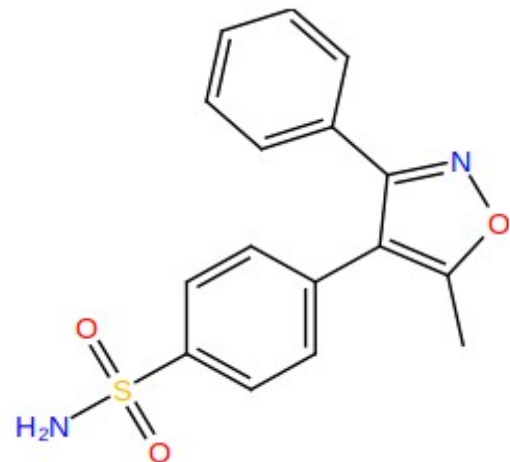
P12	PT70 [5]		0.999	320.707	5.424	254.594	1.25	0.824
P13	Compound 7 [2]		0.999	243.108	6.046	200.535	1.25	0.833
P14	Compound 11 [2]		0.999	190.289	5.296	200.893	1.25	0.836

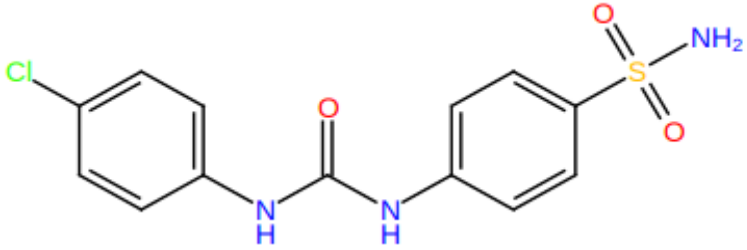
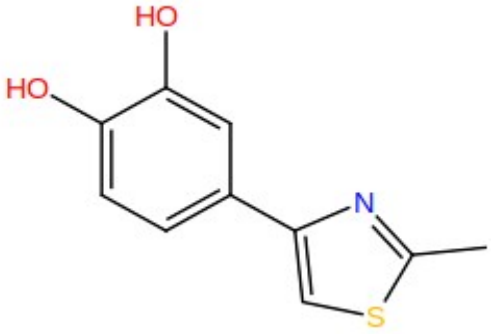
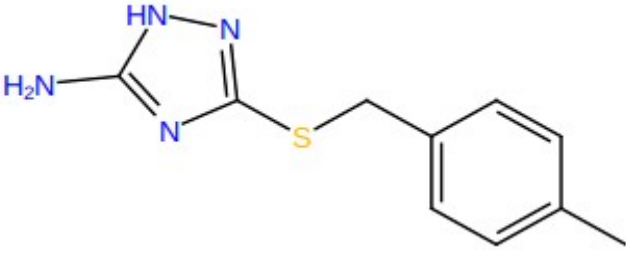
IM1	CHEMBL589101		0.999	202.630	4.755	349.535	5.00	0.785
P15	2PP [1]		0.998	130.198	3.522	297.899	1.25	0.872
P16	VH04 [4]		0.970	110.862	3.313	255.572	3.75	0.838

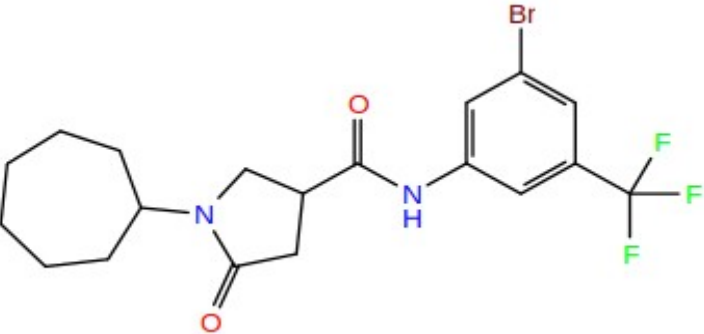
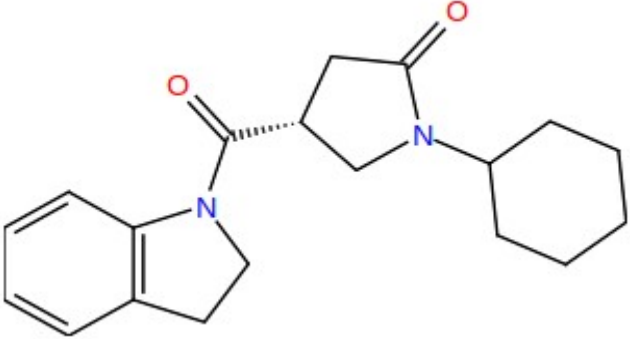
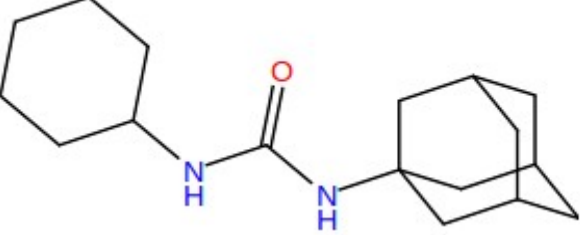
IM2	CHEMBL239673		0.929	280.710	4.636	222.903	4.00	0.825
IM3	CHEMBL25600		0.800	0.000	1.435	324.607	6.00	0.833

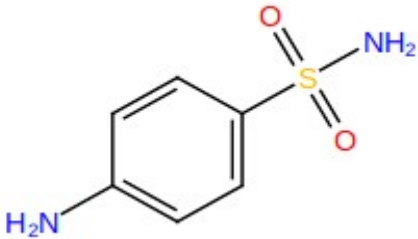
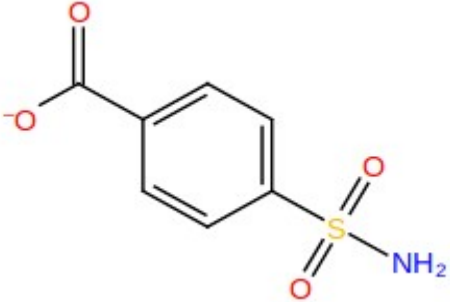
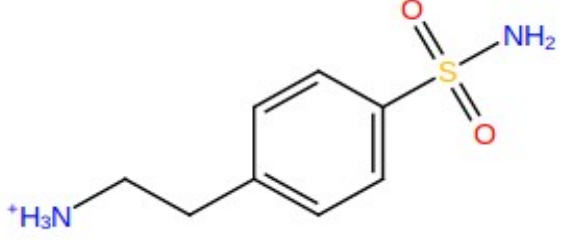
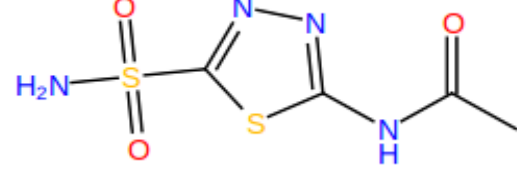
IM4	CHEMBL259507		0.791	317.104	4.606	231.036	5.50	0.798
P17	compound a6 [3]		0.708	219.506	3.158	258.913	5.00	0.819

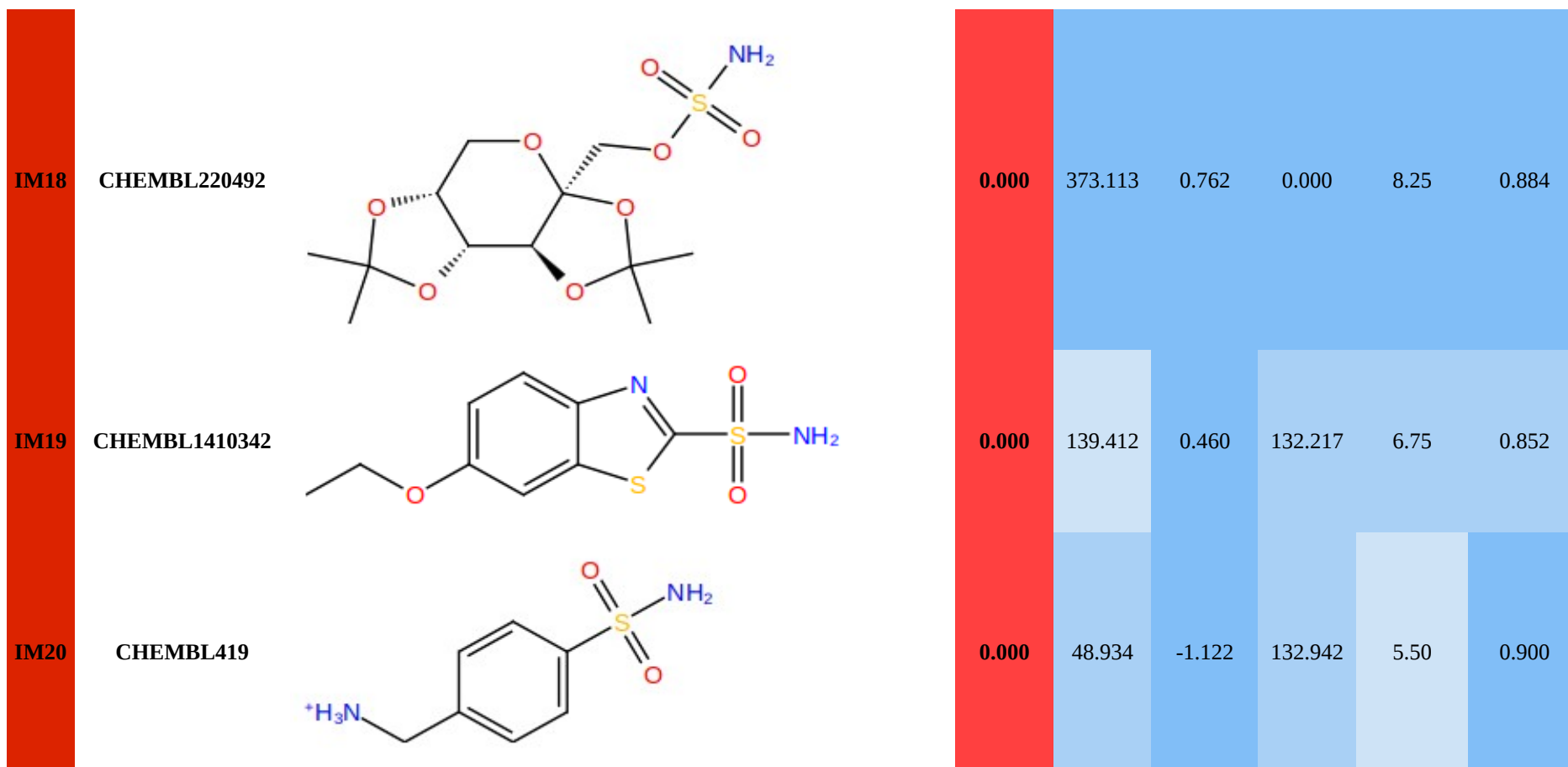


IM6	CHEMBL412059		0.472	371.394	4.539	221.566	5.50	0.811
IM7	CHEMBL1337519		0.416	0.301	1.152	271.776	6.50	0.812
IM8	CHEMBL865		0.364	80.488	1.669	287.397	6.00	0.847

IM9	CHEMBL1446150		0.269	0.000	0.667	289.682	6.50	0.822
IM10	CHEMBL495123		0.190	93.797	1.690	167.577	3.00	0.882
IM11	CHEMBL568651		0.187	118.214	1.622	165.437	3.00	0.858

P19	compound d12 [6]		0.048	321.497	4.212	89.257	5.50	0.811
IM12	CHEMBL217499		0.002	375.372	2.439	163.761	6.00	0.842
IM13	CHEMBL242255		0.001	533.944	3.469	0.000	2.00	0.830

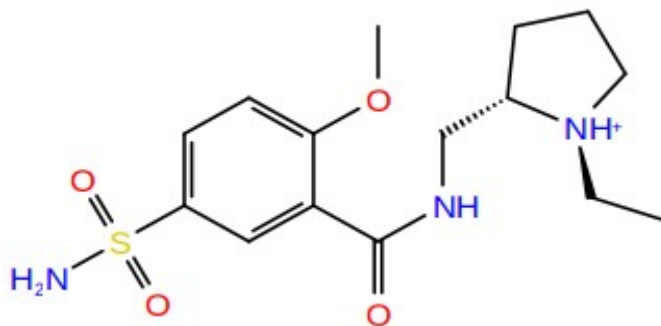
IM14	CHEMBL1875592		0.000	0.000	-0.799	149.874	5.50	0.914
IM15	CHEMBL1894686		0.000	0.000	-0.579	132.673	6.50	0.904
IM16	CHEMBL7087		0.000	83.520	-0.795	127.201	5.50	0.886
IM17	CHEMBL1884503		0.000	77.398	-0.950	10.155	7.50	0.886



Merget *et al.*

MycPermCheck: The *Mycobacterium tuberculosis* permeability prediction tool for small molecules

IM21 CHEMBL196677



0.000	349.105	0.685	77.555	8.25	0.818
-------	---------	-------	--------	------	-------

References:

- [1] Sullivan *et al.* (2006)
- [2] Freundlich *et al.* (2009)
- [3] He *et al.* (2007)
- [4] Muddassar *et al.* (2010)
- [5] Luckner *et al.* (2010)
- [6] He *et al.* (2006)